


## Fiber Management

# Sliding Patch Panel


## (SC Duplex 12)



This sliding patch panel presents up to 48 fibres as SC or LC connections.

The front of the panel has exchangeable front frames for use with any fibre optic connector type. The tray slides out to allow easy access while preserving the bend radius of connecting patch cables. When fully extended the panel pivots down 45 degrees at a convenient working angle

Allows direct connection of pre-terminated cables or 48 individual bare fibre splices. With adequate fibre storage for 0.9mm pigtails.



### OVERVIEW

- Holds up to 48 fibres
- Precise dimensions and craftsmanship
- Easy to use opening/closing fasteners
- Removable and exchangeable front frame
- Adjustable brackets for a fully recessed panel
- 180° or 45° open working angle for easy access
- Individually labelled ports
- 4 cables entries and knock-out plate
- Built-in strength member tie positions
- Multi adapter options available within 24 ports
- Available loaded with adapters, pigtails and more



Up to 48  
Fibres



IP20  
Rated



Rack  
Mountable

## Fiber Management





# Sliding Patch Panel

## (SC Duplex 12)

Technical Specifications	
Adaptor Types	SC (Duplex) LC (Quad) FC/ST (Duplex)
U Size	1U (44.4mm)
Width	482mm
Depth	205mm
Net Weight (Unloaded)	2.65kgs
Packaged Weight (Unloaded)	2.80kgs
Packaged Dimensions	450(w) * 55(h) * 260(d) mm
IP Rating	20
Cable Entries	2x 20mm, 2x 25mm
Mounting Adjustment Range	50mm
Material	1.2mm Cold Rolled Steel
Material Coating	Powder
Colour	RAL 9004
Operating Temperature	-40°C to +50°C
Accordance	TIA/EIA 568.C, ISO/IEC 11801, ENS50173, IEC60304, IEC61754, EN297-1
Compliant	RoHS, Reach/SVHC

### Exchangeable Front Frames

Additional front frames are available separately and can be exchanged with any existing front frame on our universal chassis.

<p><b>FC/ST Simplex - 24 Port</b></p> 	<p><b>SC/E2000 Simplex (LC Duplex) - 24 Port</b></p> 
<p><b>SC Duplex (LC Quad) - 12 Port</b></p> 	<p><b>SC Duplex (LC Quad) - 24 Port</b></p> 

## Fiber Management

# Sliding Patch Panel

# (SC Duplex 12)

### Description

SC (LC) Duplex (Quad) Front Frame - 24 Port
SC (LC) Duplex (Quad) Recessable Frame - 24 Port
SC (LC) Duplex (Quad) Front Frame - 12 Port
SC (LC) Duplex (Quad) Recessable Frame - 12 Port
SC/E2000 (LC) Simplex (Duplex) Front Frame - 24 Port
SC/E2000 (LC) Simplex (Duplex) Recessable Frame - 24 Port
FC/ST Simplex Front Frame - 24 Port

### Available Loaded Patch Panel Configurations

Patch Panels are available with other accessories included.

#### SC DX

Sliding Patch Panel SC DX / LC QD 12 Ports Empty
Sliding Patch Panel SC DX / LC QD 12 Ports Empty with splice cassette
Sliding Patch Panel SC DX / LC QD 12 Ports Empty with fibre management
Sliding Patch Panel SC DX Loaded with adapters
Sliding Patch Panel SC DX Loaded with adapters and splice cassette
Sliding Patch Panel SC DX Loaded with adapters and fibre management
Sliding Patch Panel SC DX Loaded with adapters and splice cassette and fibre management
Sliding Patch Panel SC DX Loaded with adapters, pigtails, splice cassette and fibre management

#### LC QD

Sliding Patch Panel LC QD 12 Ports Loaded with adapters
Sliding Patch Panel LC QD 12 Ports Loaded with adapters and splice cassette
Sliding Patch Panel LC QD Loaded with adapters and fibre management
Sliding Patch Panel LC QD Loaded with adapters and splice cassette and fibre management
Sliding Patch Panel LC QD Loaded with adapters, pigtails, splice cassette and fibre management

**Fiber Management**

# Sliding Patch Panel

## (SC Duplex 12)

**Ordering Information**

Height	Adapter Type	Fibre Type	Panel Style	Config.	Adapter Density
1U	SC	Unloaded	Sliding Patch Panel	Duplex	1-12 Ports
	LC	Singlemode Loaded		Quad	
		Multimode Loaded			
		Singlemode APC			
		Loaded			

For any queries, please contact Technoline Solutions team using the details below.